

OUCG Meeting • Portland – Sheraton Hotel + Zoom

Meeting Minutes -

Meeting Date: September 13, 2022

Call to order:

Scott Gallegos called the meeting to order at 12:30 p.m. and introductions were made. Motion to approve minutes from 06.07.22 meeting was made by Kyle Thomas and 2nd by John Amery. Kitty will post on the OUCG website.

Treasurer's Report:

Scott asked to have previous report pulled up because there was not current report. Kitty shared screen to discuss previous report from June meeting.

Previous balance: \$65,479.65

--Balance includes \$(zero) 0.00 for yearly assistance funds. \$37,001.31 for Additional Assistance Funds. \$5,363.43 in trailer funds. \$4,845 in Tax Advisor funding and \$8,269.91 in Operating Expenses. Balance based on Ryon's report. One outstanding transactions.

(See attachment for full report)

- Ryon Kershner has had to step down as the OUCG Treasurer

-Alba Vogland will now be the Interim Treasurer for the rest of this year (2022) for OUCG.

P & E Report:

Kitty mentioned the 811 trailer has been serviced and thanked Paul Schmidt for taking care of it. Kitty shared some details about the success of Joint States.

- Total cost of JS = \$22,765.00

- Expense and Budget Report for JS (See attachment for full report)

DIRT Report:

Josh Thomas shared his screen to show DIRT Reporting in Oregon. (See attached)

Kyle Thomas asked, how do we get all counties to join in reporting. Scott replied, mandatory reporting. Discuss followed.

Kyle shared, based off Khrysanne Kerr's presentation at Joint States, CGA is trying to mandate nationally. He suggests 45 days +.

Scott stated data is so important. Root Cause now shows shift on people not calling 811.

Josh shared complaints are being dismissed and pushed off to OSHA.

Zone Reports

Zone 1-

-Yamhill UCC: no report

-North Coast UCC: Scott reported that KC is the Secretary/Treasurer, and he is the President. Keep the council going. They will meet again soon to get minutes approved and to Wicks Emmet.

-Mid Willamette UCC: no report

-Metro UCC: Scott reported their council meets 4th Wednesday of each month.

- Their MUCC Golf Scramble had a good turnout. They raised \$4,500 in donations to Ronald McDonald house.

- Contractor's luncheon scheduled for 3rd Wednesday of November 2022

Zone 2-

-Linn Benton UCC: same report as East Linn (see below)

-East Linn UCC: Joyce Nelsen emailed her report to Kitty and shared. Meeting quarterly on the 3rd Thursday. Next meeting will be 9/15/22.

- East Linn and Linn Benton manned a booth at the Linn County Fair in July
- East Linn and Linn Benton, along with the Frank Planton of OCC w/ the corvette, manned a booth at Lebanon's Night Out.
- East Linn had a table at the Halsey BBQ and Movie Night
- East Linn provided goodies for the City of Sodaville's Farmers Market
- East Linn provided goodies for a table at the Sept Oregon Skills Demo & Safety Conference in Redmond.
- East Linn and Linn Benton will be having a contractor's breakfast on Oct 14 at NW Natural in Albany.

-Lane UCC: no report.

-Lincoln UCC: Lynn Detering reported their council meets 3rd Wednesday each month; 5-7 attending.

- Contractor's dinner was in May with around 60 attending.

Zone 3-

-Douglas County UCC: Ryon's previous report: his council meets the 1st Tuesday each month.

- Council provided a contractor's breakfast in April with 80 attendings.
- Council is sponsoring at the Douglas Fairgrounds
- Council is providing their annual sweatshirt giveaway

-South Coast UCC: Tracy Pierce's previous report: the council meets the 2nd Thursday of each month. New officers elected; all NWN employees.

- Council is working hard to get EIN #. Tracy is calling the IRS weekly.
- Council will participate in the Coos County Fair end of July

-Klamath Falls UCC: Michelle Tyree reported they meet quarterly at the Avista office; 3-18 attend.

- Council will be setting up their 811 booth at the Farmers Market
- Michelle reported Avista is over their yearly damages. City of K Falls hit 2 high pressure lines while drilling. OSHA came out after she called.
- She shared there are a lot of new contractors in the area and not following the Oregon Dig Law. This needs to change. She is doing all she can to help educate folks in her county.

-Rogue Basin UCC: Jeff Simas reported they meet quarterly.

- Their council actively pursues contractors to contribute a \$75 yearly fee. These proceeds help support the council's efforts in getting the 811 messages out.
- Pear Blossom Festival is coming up the council will set up their 811 booth
- They sponsored a golf tournament this year.

Zone 4-

-Hood River UCC: John Buckley will stay on for the next year as President. John is trying to rebuild the council. Council still needs to submit tax filing info to Wicks Emmett. He asked about Spanish version of printed material. Kitty shared to group you can download the Spanish

version of the standards manual. You can order from OUNC online store Spanish versions of our 3-fold brochure, excavator checklist and other printed materials.

-Wasco County UCC: John Amery reported they meet the 3rd Tuesday of each month.

- The council had the 811 Trailer at their Member Appreciation Picnic.
- Frank Planton with One Call Concepts brought the 811 Corvette to this event.
- They are reviewing Bylaws: how to get more participation for local utilities.

-Central Oregon UCC: Kyle Thomas reported this council has no participation currently. He hopes to get the group back together taking the previous membership list and reaching out. Kay Quinn has a Zipley contact to share with him. Tyler Swanson with ODOT wants to get involved.

Zone 5-

-Umatilla UCC: Jeff Brown previously reported they meet monthly at Mac's Bar & Grill; 7-10 attend.

- Council sponsored Movie in the Parks again this year. An 811 15 second TV spot will play at each movie.
- Babe Ruth Park has a large 811 banner hanging.
- Planning a summer construction breakfast
- Operator Training Conference: Jeff is happy to promote this in his area.

-Union UCC: Kay Quinn is now the new President for Union UCC. Welcome Kay! She reported they meet in La Grand for lunch quarterly.

- council had a booth at the fair and handed out 811 t-shirts.
- council sponsored local high school football team

-Baker UCC: No Report

-Malheur UCC: No Report

Old Business:

• Taxes:

- Erica Aitken, from Wicks Emmet emailed Kitty an update to members. (See attachment)
- Wick/Emmitt will pay councils fees when filing and invoice OUCC for reimbursement.
- Feel free to contact: erica@wicksemmett.com
- Kitty shared from Wicks the following:

1. There are currently 2 councils that do not have the required Board members (Malheur and Central Oregon). Are these councils going to be revived, dissolved, or merged with another?
2. The extended deadline to file the tax returns is 11/15/22.
3. Secretary of State annual reports – there continues to be confusion from some councils on if they are preparing or if Wicks is to file. We have been filing as they come due, but there have been a few that continue to file on their own and we don't realize it until we attempt to file.

- Alba asked if we should absorb some of the inactive councils into other councils? Scott and Kyle both agreed to table and investigate OUCCs bylaws.

• FREE VIRTUAL TRAINING CLASSES OFFERD FOR ITICnxt by One Call Concepts

- To register, go to: Oregon811.com
- One Call Concept will continue to offer webinar classes and the schedule is online.

- Companies can schedule their own private class by contacting nwitci@occinc.com
- Scott asked members if they have received feedback from contractors?
- Michelle shared, a local fence company in K Falls is not using the address they populate. Scott reminded her to reach out to the call center for help and provide correct Itic person to chat with. She also commented, 'the Complaint Process thru the PUC falls short. Is this protecting the safety of the public?'.
 Scott reminded her to reach out to the call center for help and provide correct Itic person to chat with. She also commented, 'the Complaint Process thru the PUC falls short. Is this protecting the safety of the public?'.
- Kyle suggested she speak with Kevin Hennessy. Others suggested attending the OUNC board meeting and bring this up.

New Business:

- Nominations for 2023 State Council were held:
 - Kyle Thomas nominated Scott Gallegos for President
 - Scott Gallegos nominated Kyle Thomas for VP
 - Kitty O'Keefe nominated Alba Vogland for Treasurer
 - Scott Gallegos nominated Lynn Detering for Secretary
- Discuss additional funds towards a Fall Digital Campaign
 - Council discussed using money again with Alpha Media
 - Kitty was asked to work with Alpha Media and put a recommendation together and present to the State Council.
 - Alba made a motion: to spend up to \$20,000 for a media campaign assigned to Kitty. Leaving 7K in reserves. Kyle 2nd the motion. Motion passed

Good of the Order:

- Josh Thomas provided OUNC updates: Excavator Safety Training is going on and next in person class in Medford. OUNC's digital overall campaign received 9 million impressions. OUNC has put through a Tariff increase. OUNC is having a financial audit. DOJ came back after reviewing DIR and did not approve; OAR committee will continue their efforts on this subject.

-Next meetings:

- Next Meeting:
 - December 13, 2022 – The Grand Hotel, Salem

Adjourned at 3:20 pm

Submitted by: Kitty O'Keefe on Oct.3, 2022



OUCC Treasurers Report June 2022

Current Balance

\$65,479.65

The checkbook balances with the statement for May 2022.

There are No outstanding transactions.

The balance above includes the following:

\$(zero) 0.00 – Annual Assistance Funds (see note #1 below)

\$ 37,001.31 – Additional Assistance Funds

\$ 4,845.00 – Tax Advisor Funding (see note #2 below)

\$ 5,363.43 – trailer fund

\$ 10,000.00 – 2022 Joint States fund; and the balance of

\$ 8269.91 – operating expenses, dues collected and miscellaneous expenses.

Note #1 - Annual Dues and the approved \$250 / per Council payment for Tax Assistance have been taken out and moved to the corresponding line item totals.

The Annual Assistance for each Council has been moved into the Additional Assistance line item, and will still be available for the Councils needing their Annual Assistance, and for those requesting Additional Assistance. This move puts all the Assistance Funds into one line item to track expenditures for Media Outreach this year.

Note #2 – Tax Advisor Fund – funds are transferred from Assistance funds as needed for Tax Advisor payments for the Councils.

Respectfully submitted for the Oregon Utility Coordinating Council by
Treasurer Ryon Kershner

6-2-2022

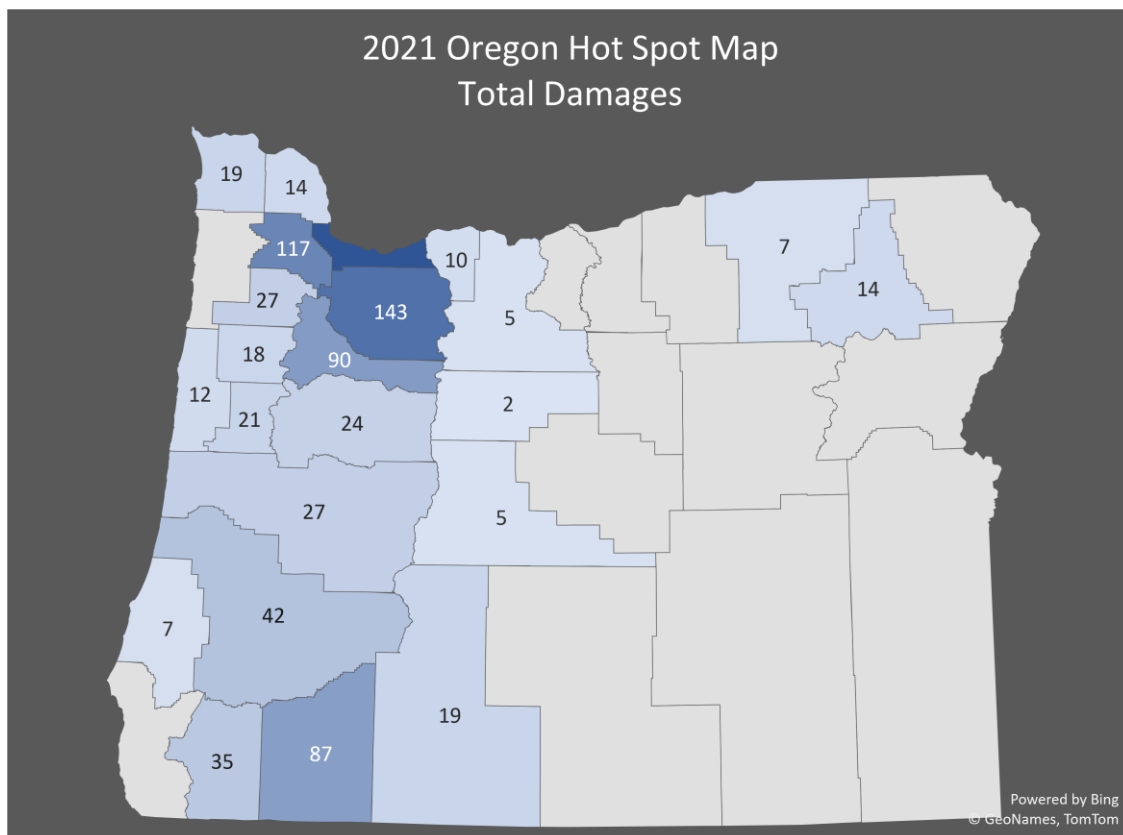
ISSUE SUMMARY

#22-09-0016

SUBJECT: DIRT Report Findings in Oregon
DATE: September 19, 2022
PREPARED BY: Josh Thomas, Executive Director

Accessed via the Common Ground Alliance (CGA), the Damage Information Reporting Tool (DIRT) collects information on damages and near-miss events from across the country. Each year, the CGA provides the raw data to its members in addition to publishing findings in a written report and an [interactive dashboard](#).

In 2021, there were 922 reported incidents of damage in Oregon. The operative word here is “reported,” because not all damage is reported, and information is not available for all counties. When mapping damages by county, it is no surprise that the majority occurs in the counties with the highest populations. In these maps, the darker the color, the higher number of damages.



To glean more actionable information from the data, we can calculate damage ratios per 1,000 in a few different ways – using inbound tickets, outbound tickets and total population. This helps better identify counties where damage rates are higher than expected.

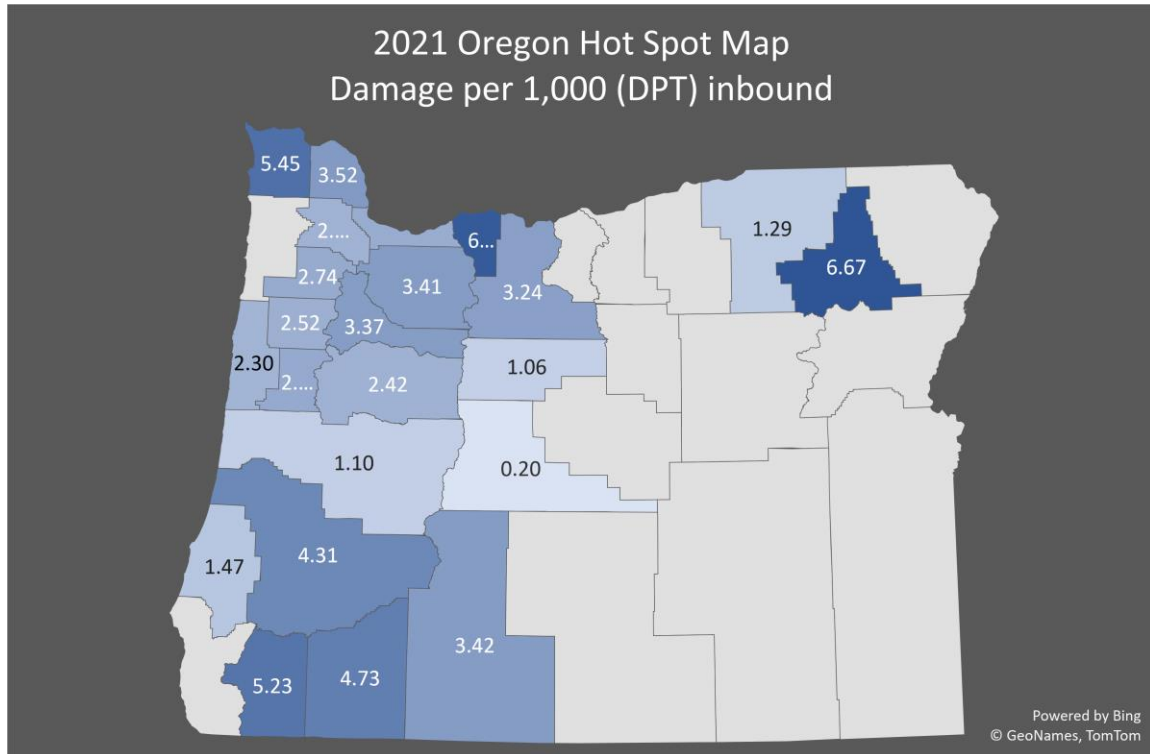
The following chart shows the data that was used to identify which counties were above or below average last year.

COUNTY	DAMAGE	INBOUND TICKETS	OUTBOUND TICKETS	TOTAL POPULATION	IN PER 1,000	OUT PER 1,000	POP 1,000
Benton	21	7,529	40,566	96,017	2.79	0.52	0.22
Clackamas	143	41,898	245,205	422,537	3.41	0.58	0.34
Clatsop	19	3,489	20,757	41,810	5.45	0.92	0.45
Columbia	14	3,977	20,461	53,074	3.52	0.68	0.26
Coos	7	4,768	22,949	64,999	1.47	0.31	0.11
Deschutes	5	25,322	140,456	204,801	0.20	0.04	0.02
Douglas	42	9,735	50,166	111,978	4.31	0.84	0.38
Hood River	10	1,560	10,030	24,057	6.41	1.00	0.42
Jackson	87	18,380	120,792	223,734	4.73	0.72	0.39
Jefferson	2	1,883	10,466	25,068	1.06	0.19	0.08
Josephine	35	6,692	29,905	88,346	5.23	1.17	0.40
Klamath	19	5,548	29,501	70,164	3.42	0.64	0.27
Lane	27	24,496	124,362	383,189	1.10	0.22	0.07
Lincoln	12	5,226	31,125	50,862	2.30	0.39	0.24
Linn	24	9,918	44,716	129,839	2.42	0.54	0.18
Marion	90	26,696	144,158	347,119	3.37	0.62	0.26
Multnomah	177	66,712	380,789	803,377	2.65	0.46	0.22
Polk	18	7,147	41,794	89,164	2.52	0.43	0.20
Umatilla	7	5,419	30,649	79,988	1.29	0.23	0.09
Union	14	2,100	9,040	26,212	6.67	1.55	0.53
Wasco	5	1,544	6,572	26,726	3.24	0.76	0.19
Washington	117	48,839	324,539	600,811	2.40	0.36	0.19
Yamhill	27	9,849	48,266	108,239	2.74	0.56	0.25
TOTAL	922			AVERAGE	3.16	0.60	0.25

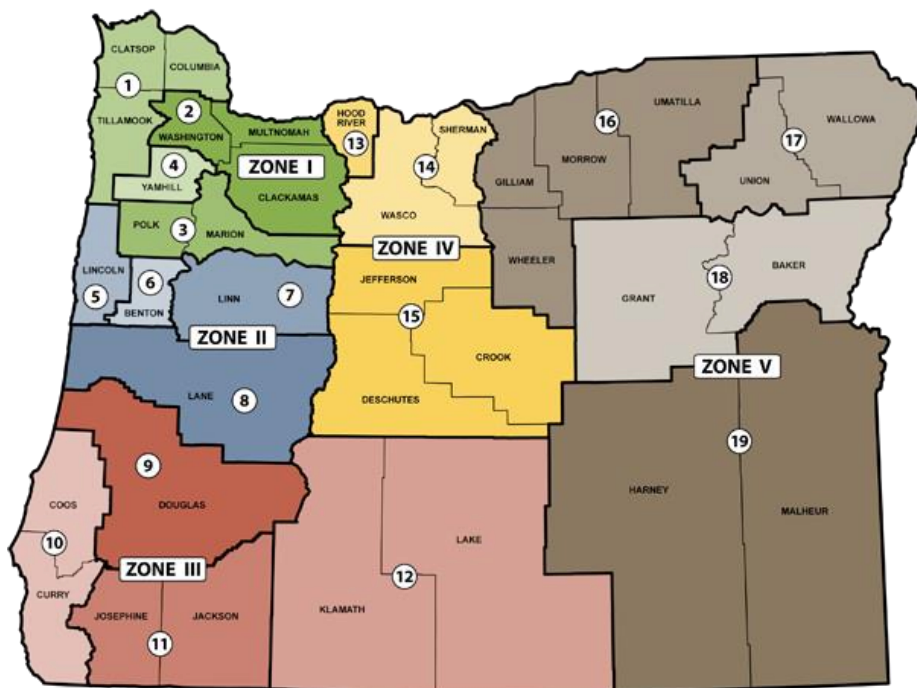
Here are the priority counties in order, based on these four different criteria:

	INBOUND RATIO	OUTBOUND RATIO	POPULATION RATIO	TOTAL DAMAGE
1	Union	Union	Union	Multnomah
2	Hood River	Josephine	Clatsop	Clackamas
3	Clatsop	Hood River	Hood River	Washington
4	Josephine	Clatsop	Josephine	Marion
5	Jackson	Douglas	Jackson	Jackson
6	Douglas	Wasco	Douglas	Douglas
7	Columbia	Jackson	Clackamas	Josephine
8	Klamath	Columbia	Klamath	Lane
9	Clackamas	Klamath	Columbia	Yamhill
10	Marion	Marion	Marion	Linn

In the past, we have commonly focused on the damage per thousand numbers based on inbound tickets. Using this approach, the heat map below shows the darker counties on the map have higher than average occurrences of damages.



Taking this a step further, we can group the data to provide insights by region – using the Oregon Utility Coordinating Council's zones for the Utility Coordinating Councils across the state.



	Damage	Locates inbound	Locates outbound	Population	Damage per 1,000	out/1000	pop/1000
--	--------	-----------------	------------------	------------	------------------	----------	----------

ZONE 1							
Clackamas	143	41898	245205	422537	3.41	0.58	0.34
Clatsop	19	3489	20757	41810	5.45	0.92	0.45
Columbia	14	3977	20461	53074	3.52	0.68	0.26
Marion	90	26696	144158	347119	3.37	0.62	0.26
Multnomah	177	66712	380789	803377	2.65	0.46	0.22
Polk	18	7147	41794	89164	2.52	0.43	0.20
Washington	117	48839	324539	600811	2.40	0.36	0.19
Yamhill	27	9849	48266	108239	2.74	0.56	0.25
	605	208607	1225969	2466131	2.90	0.49	0.25

ZONE 2							
Benton	21	7529	40566	96017	2.79	0.52	0.22
Lane	27	24496	124362	383189	1.10	0.22	0.07
Lincoln	12	5226	31125	50862	2.30	0.39	0.24
Linn	24	9918	44716	129839	2.42	0.54	0.18
	84	47169	240769	659907	1.78	0.35	0.13

ZONE 3							
Coos	7	4768	22949	64999	1.47	0.31	0.11
Douglas	42	9735	50166	111978	4.31	0.84	0.38
Jackson	87	18380	120792	223734	4.73	0.72	0.39
Josephine	35	6692	29905	88346	5.23	1.17	0.40
Klamath	19	5548	29501	70164	3.42	0.64	0.27
	190	45123	253313	559221	4.21	0.75	0.34

ZONE 4							
Deschutes	5	25322	140456	204801	0.20	0.04	0.02
Hood River	10	1560	10030	24057	6.41	1.00	0.42
Jefferson	2	1883	10466	25068	1.06	0.19	0.08
Wasco	5	1544	6572	26726	3.24	0.76	0.19
	22	30309	167524	280652	0.73	0.13	0.08

ZONE 5							
Umatilla	7	5419	30649	79988	1.29	0.23	0.09
Union	14	2100	9040	26212	6.67	1.55	0.53
	21	7519	39689	106200	2.79	0.53	0.20

Based on this way of looking at the damage, based on the damage per thousand numbers, the zones where we should focus our efforts on moving the needle on damage prevention land in this order:

	Damages Reported	Locates inbound	Locates outbound	Population	In /1,000	Out /1,000	Pop /1,000
ZONE 3	190	45,123	253,313	559,221	4.21	0.75	0.34
ZONE 1	605	208,607	1,225,969	2,466,131	2.90	0.49	0.25
ZONE 5	21	7,519	39,689	106,200	2.79	0.53	0.20
ZONE 2	84	47,169	240,769	659,907	1.78	0.35	0.13
ZONE 4	22	30,309	167,524	280,652	0.73	0.13	0.08

Root Causes

According to the CGA DIRT Interactive Dashboard, the top five root causes of damage in Oregon were:

- 25% - No notification made
- 11% - Did not test-hole/pot-hole to verify marks
- 9% - Failed to maintain clearance after verifying marks
- 7% - Marked inaccurately by locator
- 6% - Not marked due to locator error

The top five types of equipment used in damage incidents in Oregon were:

- 28% - Backhoe
- 16% - Hand tools
- 13% - Trencher
- 4% - Boring tools
- 2% - Auger

The top five reported utilities damaged in Oregon were:

- 49% - Natural gas
- 26% - Telecommunications
- 16% - Electric
- 7% - Cable TV
- 2% - Water and sewer

The top five types of work performed in damage incidents in Oregon were (*note 40% unknown*):

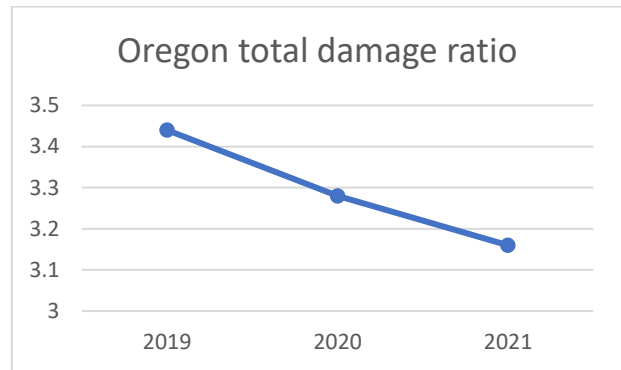
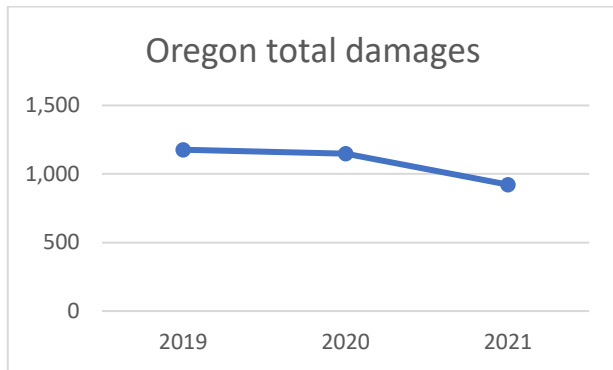
- 10% - Sewer
- 9% - Water
- 5% - Electric
- 5% - Natural gas
- 4% - Landscaping

Looking Ahead

In measuring changes from year to year, we need to establish baseline metrics to determine whether we are moving the needle on damage prevention in Oregon. The simplest of which, is starting with the total number of reported damages and the damage ratio.

Both are trending in a positive direction in recent years, but we'll have a better sense of whether the trend is sustained once we have a larger sample size. We will continue to track and monitor these numbers and related trends.

	2019	2020	2021
Total damages	1,177	1,149	922
Total damage ratio	3.44	3.28	3.16



Moving toward a more targeted or regionally focused effort, we'll want to compare year over year numbers by region and/or county as well.

Lastly, we are looking at what other data sources might be relevant to our strategic planning efforts, including Oregon Public Utility Commission reporting on complaint investigations. As information becomes available, we will look for the best ways to synthesize it into something that is meaningful and useful for our ongoing damage prevention efforts.

GENERAL NOTE: THE 990 AND CT-12 WERE DUE MAY 15, 2022, EXTENSION AVAILABLE THRU NOVEMBER 15, 2022